

HCP PUMP

Model	80HDG22.2
Series	HDG
Frequency	50
Phase / Volt	3 Ø / 400 V
Rated Current	4.8 A
Discharge	80 mm (3")



Motor Data

Input Power—P1	2.95 kW
Rated Power—P2	2.2 kW
Insulation Class	F
Max. Starts Per Hour	10
Rated Speed (rpm)	2820
Start Method	DOL
Ingress Protection Code	IP68
Explosion-Proof	NO

Technology

Impeller Type	Close
Mechanical Seal	Double
Lubricating Oil VG32	500 CC
Solid Passage	10 mm (3/8")
Cooling Type	Self-cooling

Material

Motor Frame	FC200 (GG-20)
Shaft	SUS403 (X5Cr13)
Casing	FC200 (GG-20)
Impeller	HiCrFC
Mechanical Seal	CA/CE&SiC/SiC
Cable	VCT,H07RN-F
Upper and Lower Bearing	6204ZZ,6305ZZ

Liquid

Maximum Ambient Temperature	0~40°C (32~104°F)
Maximum Installation Depth	20m (66ft)
Highest Liquid Temperature	40 °C (104°F)
Liquid Transported	Construction drainage

Others(Optional)

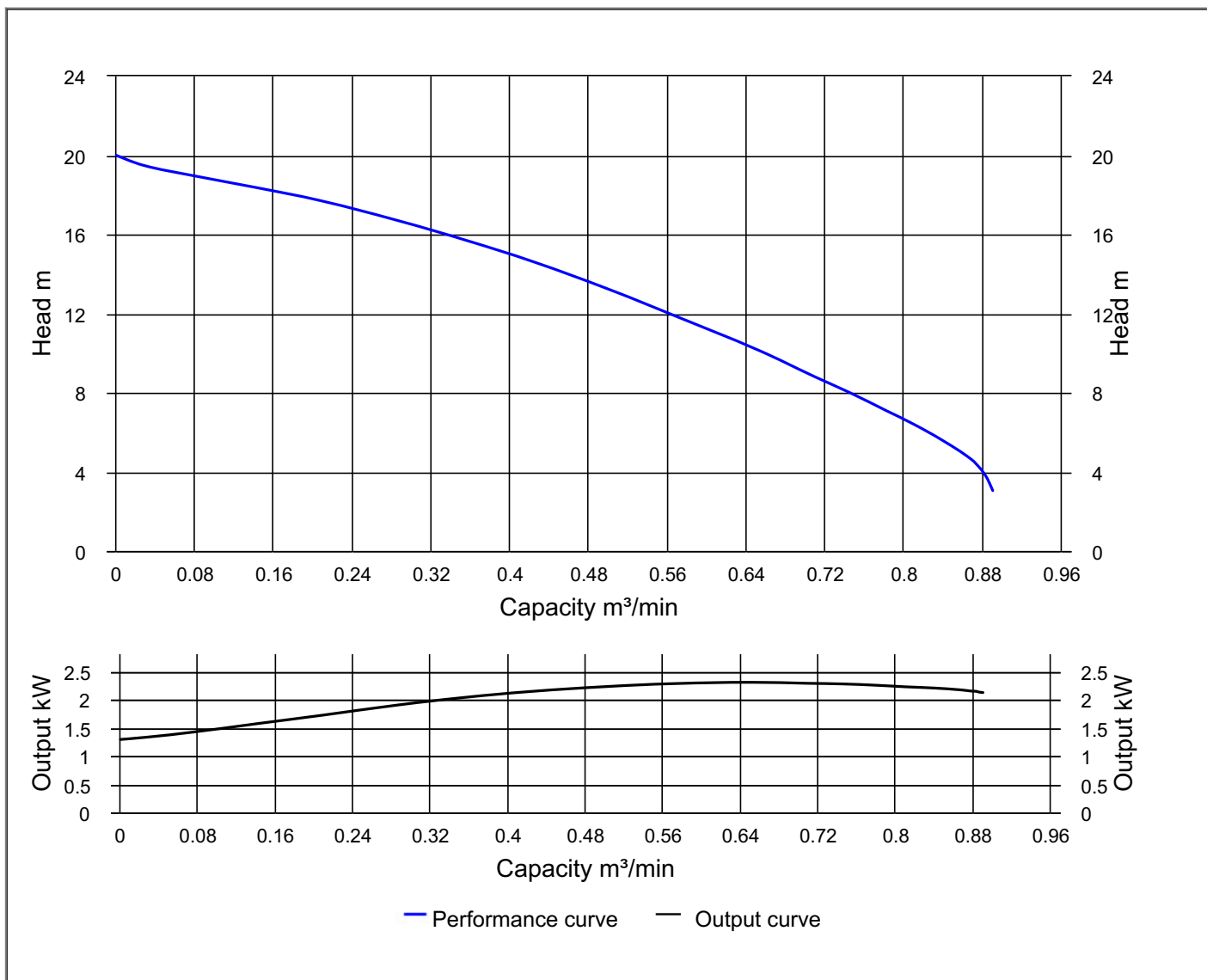
Protection Device	Auto-cut Protector
Moisture Sensor	



HCP PUMP

PUMP PERFORMANCE CURVES

Model	80HDG22.2	File NO.	20230217211650
Frequency	50 Hz	Ver NO.	202003060911
Discharge	3" / 80 mm	REFERENCE SPECIFICATION	
Output	3 HP / 2.2 kW	Output	2.24 kW
Std. Head	13 m	Efficiency	48.2 %
Std. Capacity	0.5 m ³ /min		
Phase / Volt	3 Ø / 400 V		
Rated Current	4.8 A		
Pole / rpm	2 P / 2820 rpm		
Start Method	DOL		
Insulation Class	F		

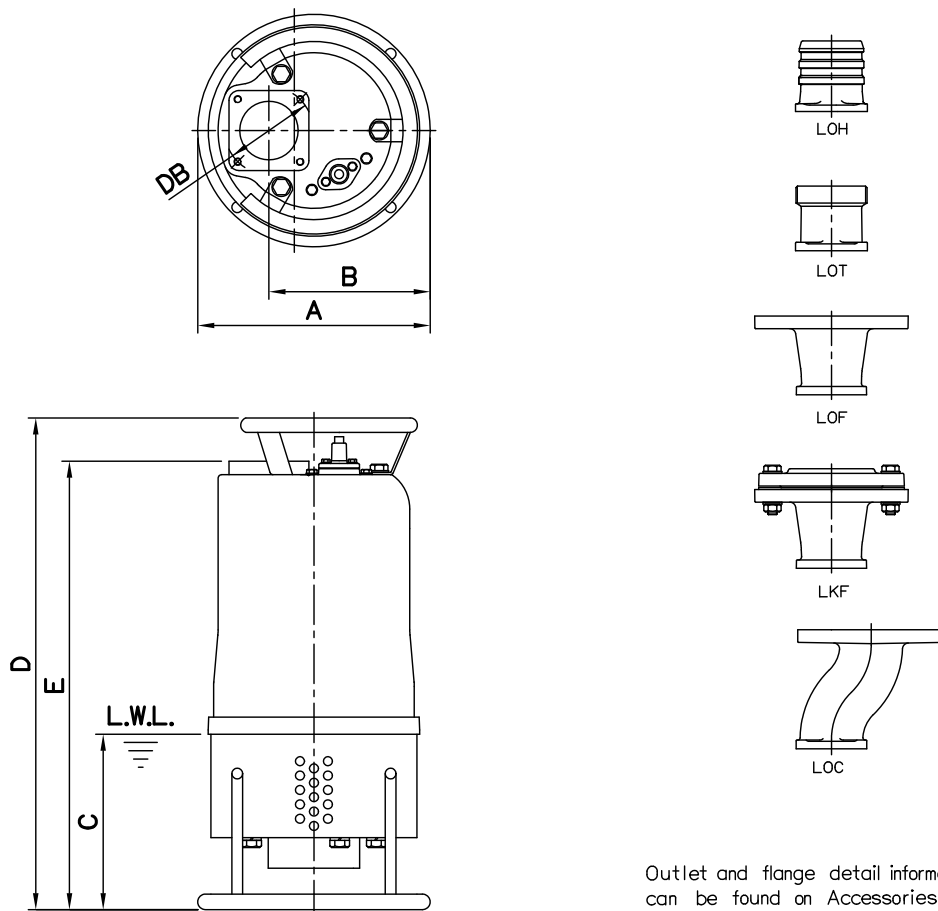


DIMENSIONS

NO: S3HDG237030-00

MODEL: 80HDG21.5 / 22.2 / 23.7

60Hz 1Ø / 3Ø



Outlet and flange detail information can be found on Accessories section.

Dimensions-mm

Weight:kg

Model	A	B	C	D	E	DB	WT1	Optional Outlet Accessories				
								LOH	LOT	LOF	LKF	LOC
80HDG21.5 1Ø	260	179	195	592	546	98	41	LOH3-98	LOT3-98	LOF3-150-160*98	LKF3-150*98	LOC3-150*98
80HDG21.5 3Ø	260	179	195	547	502	98	36	LOH3-98	LOT3-98	LOF3-150-160*98	LKF3-150*98	LOC3-150*98
80HDG22.2 1Ø	260	179	195	622	577	98	45	LOH3-98	LOT3-98	LOF3-150-160*98	LKF3-150*98	LOC3-150*98
80HDG22.2 3Ø	260	179	195	547	502	98	40	LOH3-98	LOT3-98	LOF3-150-160*98	LKF3-150*98	LOC3-150*98
80HDG23.7 3Ø	260	179	195	577	532	98	45	LOH3-98	LOT3-98	LOF3-150-160*98	LKF3-150*98	LOC3-150*98

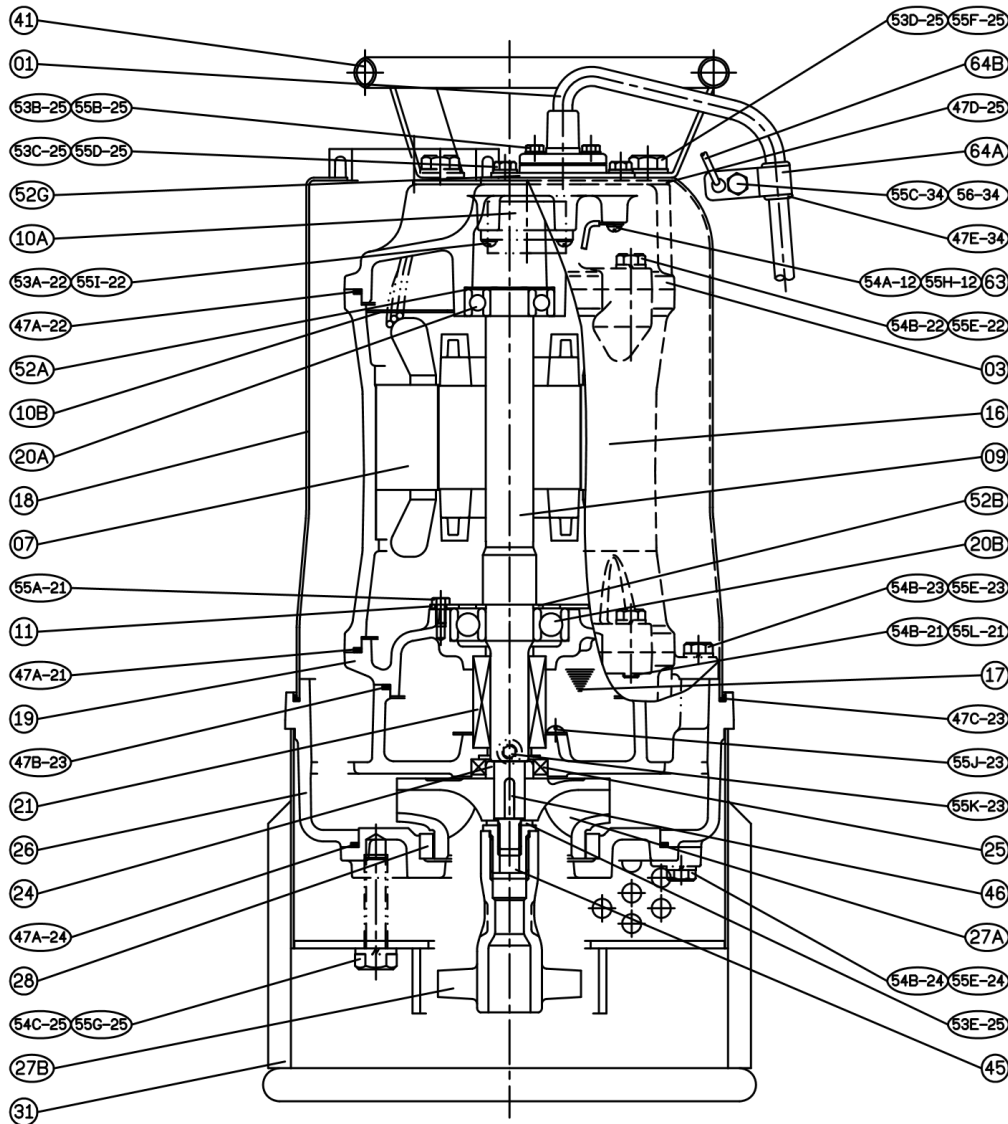
Dimensions-inch

Weight:lb

Model	A	B	C	D	E	DB	WT1	Optional Outlet Accessories				
								LOH	LOT	LOF	LKF	LOC
80HDG21.5 1Ø	10¼	7½ ₁₆	7¾ ₁₆	23¾ ₁₆	21½	3¾	90	LOH3-98	LOT3-98	LOF3-150-160*98	LKF3-150*98	LOC3-150*98
80HDG21.5 3Ø	10¼	7½ ₁₆	7¾ ₁₆	21¾ ₁₆	19¾	3¾	79	LOH3-98	LOT3-98	LOF3-150-160*98	LKF3-150*98	LOC3-150*98
80HDG22.2 1Ø	10¼	7½ ₁₆	7¾ ₁₆	24½	22¾ ₁₆	3¾	99	LOH3-98	LOT3-98	LOF3-150-160*98	LKF3-150*98	LOC3-150*98
80HDG22.2 3Ø	10¼	7½ ₁₆	7¾ ₁₆	21¾ ₁₆	19¾	3¾	88	LOH3-98	LOT3-98	LOF3-150-160*98	LKF3-150*98	LOC3-150*98
80HDG23.7 3Ø	10¼	7½ ₁₆	7¾ ₁₆	22¾ ₁₆	20¾ ₁₆	3¾	99	LOH3-98	LOT3-98	LOF3-150-160*98	LKF3-150*98	LOC3-150*98

L.W.L.:Lowest Running Water Level

WT1:Pump Weight(Without Cable)



NO.	Part name	Material	QTY
01	Cable		1
03	Upper Cover	FC200	1
07	Stator		1
09	Shaft End	SUS403	1
10A	Auto-cut Protector		1
10B	Protective Plate		1
11	Bearing Fixer	SPCC	1
16	Motor Frame	FC200	1
17	Lubricant		
18	Outer Cover	SUS304	1
19	Bearing Bracket	FC200	1
20A	Bearing		1
20B	Bearing		1
21	M. Seal	CA/CE & SiC/SiC	1

NO.	Part name	Material	QTY
24	Oil Seal Bush	SUS403	1
25	Oil Seal	SUS304+NBR	1
26	Casing	FC200	1
27A	Impeller	HiCrFC	1
27B	Agitator	FCD700	1
28	Casing Cover+Wear Ring	FC200+HiCrFC	1
31	Strainer	SUS304	1
41	Handle	SUS304	1
46	Impeller Key	SUS304	1
47	Gasket Kit		